

Lesson 1-A

Exercise 1 Ten Words

Teacher Involvement Required

Read, Discuss, Spell

|ă|

A One-Time Note for Instructors:

Exercise 1 is the most important activity in this lesson and all of the other lessons in this workbook. At the beginning of the instruction period, have each student read the following words to you. Students should know (remind them as necessary) that we always read (and spell) from LEFT TO RIGHT. In each Exercise 1, use a sharpened pencil to point to the left side (beginning) of each word to create eye-focus for your students. In a relaxed fashion, chat with them about the meanings of the words. Six of the words below have more than one meaning. Next, call out the words in reading group or with the entire class and have the students spell the words on paper. Review the words until your students are confident. Fluidity and accuracy are very important. Note that when the letters **f**, **l**, **s**, or **z** appear at the end of a short-vowel word, these consonants are usually doubled. Four words on this page end with double **s** (**pass**, **bass**, **sass**, **mass**).

1. *am* *bat* *tan*

2. *lap* *fan* *tat*

Notice that the letter **s** is doubled at the end of these short-vowel words.

3. *pass* *bass* *sass* *mass*

Name _____

Date _____

Lesson 1-A

Exercise 2 Rhyme These Words

Fill in the blank with a word from the box that rhymes with the word on the left.

Words that rhyme have the same vowel sound and end consonant sound.

1. *tap* _____

2. *fan* _____

3. *sass* _____

4. *tat* _____

5. *ram* _____

pass

bat

tan

am

lap

Name _____

Date _____

Lesson 1-A

Exercise 3 Word Study

Teacher Involvement Required / Class Activity

Your teacher will look up the words **pass** and **lap** in a dictionary and discuss their meanings with your class. (Each of these words has more than one meaning!) Your teacher will then choose one definition for each word and have you copy it on the lines below. Next, your teacher will write a simple sentence on the board incorporating one or both of the vocabulary words and instruct you to copy that sentence. A sentence must express a complete thought (it will mention a person, place, or thing and tell that the person, place, or thing exists or is involved in some action).

1. *pass*

2. *lap*

Sentence:

Name _____

Date _____

Lesson 1-A

Exercise 4 ABC Order

Write the five words found in the box in ABC order. To help you, there is an alphabet strip at the bottom of this page. The first letter of the alphabet, **a**, is bolded, as are the letters **b**, **f**, **m**, and **s**. Find a word that starts with **a**. Write that word in the space beside the number **1**. Beside **2** write the word that starts with the next bolded letter, **b**. Finish listing the rest of the words in ABC order.

fan
am
bass
sass
mass

- 1. _____
- 2. _____
- 3. _____
- 4. _____
- 5. _____

→ → →

a **b** c d e **f** g h i j k l **m** n o p q r **s** t u v w x y z

Name _____ Date _____

Lesson 1-A

Exercise 5 Guide Words in the Dictionary

Look up each word in a dictionary. Write the number of the page on which the definition appears.
Copy the first and last word entries found on that page.

	Word	Page Number	First Guide Word	Last Guide Word
1.	<i>ram</i>			
2.	<i>bat</i>			
3.	<i>fan</i>			
4.	<i>tan</i>			
5.	<i>pass</i>			

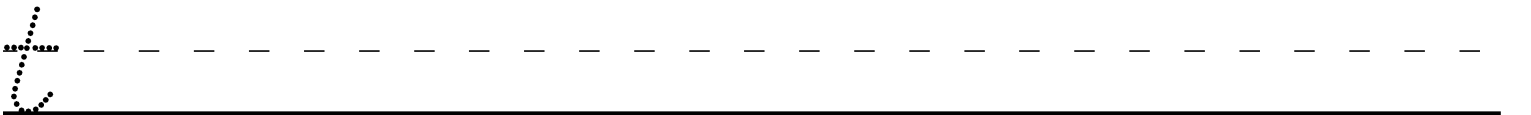
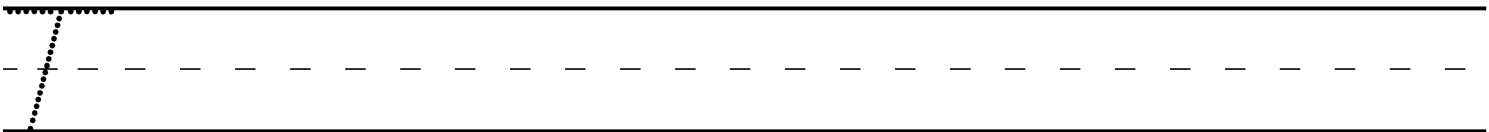
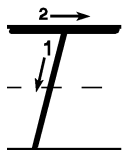

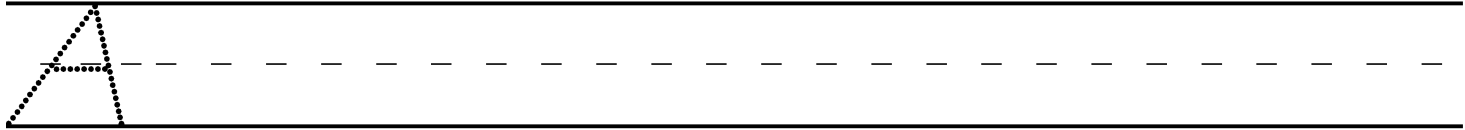
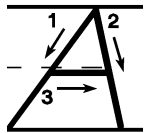
Name _____

Date _____

Lesson 1-A

Exercise 6 Practice Handwriting

Practice writing these letters. Pay attention to where the letters touch the lines. Make a finger space between the letters.



Lesson 1-B

Exercise 1 Eleven Words

Teacher Involvement Required

Read, Discuss, Spell

|ă|

Read these words to your teacher. Discuss each word's meaning. Some words have more than one meaning. Spell the words as they are called out by your teacher. Notice that, in this list, two words end with double letters (**lass**, **jazz**).

Read, spell, and understand the challenge word. If a word is a name, it must be capitalized (**Batman**).

1. *hat* *sag* *van* *fax*

2. *gag* *wag* *lab* *yam*

Notice that the letters **s** and **z** are doubled at the end of these short-vowel words.

3. *lass* *jazz*

Challenge Word:

[two-syllable word]

Batman

[*Bat* • *man*]

Name _____

Date _____

Lesson 1-B

Exercise 2 Rhyme These Words

Fill in the blank with a word from the box that rhymes with the word on the left.

Words that rhyme have the same vowel sound and end consonant sound.

1. *gag* _____
2. *mass* _____
3. *ax* _____
4. *bat* _____
5. *razz* _____

hat
fax
lass
jazz
wag

Name _____

Date _____

Lesson 1-B

Exercise 3 Word Study

Teacher Involvement / Class Activity

Your teacher will explain and discuss the meaning of the following words in class. (These two words have more than one meaning!) For each vocabulary word, copy the definition that your teacher gives you on the board. Next, your teacher will write a simple sentence incorporating one or both vocabulary words for you to copy in the space below. Discuss in class what a sentence consists of. A sentence must have at least one noun and one verb and express a complete thought (in other words, it must make sense).

1. *bat*

2. *fan*

Sentence:

Name _____

Date _____

Lesson 1-B

Exercise 4 ABC Order

Write the five words found in the box in ABC order. To help you, there is an alphabet strip at the bottom of the page. The letter **g** is bolded. Find a word that starts with **g**. Write that word in the space beside the number **1**. Beside **2** write the word that starts with the next bolded letter (**l**). Finish writing the list of words in alphabetical order.

van
gag
yam
sag
lab

1. _____
2. _____
3. _____
4. _____
5. _____

→ → →

a b c d e f **g** h i j k **l** m n o p q r **s** t u **v** w x **y** z

Name _____ Date _____

Lesson 1-B

Exercise 5 Guide Words in the Dictionary

Look up each word in a dictionary. Write the number of the page on which the definition appears.
Copy the first and last word entries found on that page.

	Word	Page Number	First Guide Word	Last Guide Word
1.	<i>fax</i>			
2.	<i>gag</i>			
3.	<i>jazz</i>			
4.	<i>wag</i>			
5.	<i>van</i>			

Lesson Accomplishments: You can read and spell these words now!

Lesson 1

|ă|

**B b F f G g H h J j L l M m N n
P p R r S s T t V v W w X x Y y Z z**

I.	am	mat	wag	at	map
	bat	nap	yam	an	pan
II.	fan	pat	zap	tap	Al
	gas	ram	sag	vat	gag
III.	bag	sat	man	nag	ban
	hat	Sam	lap	tab	rat
IV.	jam	tat	ham	jab	tan
	lab	van	fat	lax	tax
V.	jazz	ax	fax	sax	wax
	pass	mass	sass	bass	lass

Review: B b

VI.	lab	bass	bam	tab
	bag	bat	ban	jab

Challenge Word:
[two-syllable word]

Batman
[Bat • man]